

Facts and Figures

SELECTED CURRENT PROJECTS

Delegated management of public lighting for the City of Prague	(1998 - 2013)
Complex restoration of the Tušimice II Power Plant	(2007 - 2011)
Maintenance, restoration and supplies of equipment for traffic management in Prague	(2007 - 2022)
Supply of technologies for the Prague City Ring – Malovanka-Pelc Tyrolka	(2007 - 2012)
Supply of technology for the Prague City Ring – the “Blanka” tunnel	(2007 - 2013)
Complex supply of technology for the ring road around Prague – construction No. 513, 514, 515	(2009 - 2011)
Supply of telematics systems - I/35 Bílý Kostel – Hrádek nad Nisou	(2009 - 2012)
Supply of tunnel technology - D 805 Prackovice – Radejčín	(2009 - 2012)
Construction, supervision and service of a communication network for Telefónica o2	(2010 - 2015)

CONTACT DETAILS OF KEY GROUP COMPANIES



ELTODO, a.s.
ELTODO EG, a.s.
ELTODO-CITELUM, s.r.o.
ELTODO dopravní systémy s.r.o.

Novodvorská 1010/14
142 01 Praha 4

T: +420 261 341 111
F: +420 261 710 669
E: eltodo@eltodo.cz

www.eltodo.cz

Vegacom a.s.
Novodvorská 1010/14
142 01 Praha 4

T: +420 261 341 111
F: +420 261 710 669
E: info@vegacom.cz

www.vegacom.cz

ELTODO OSVETLENIE, s.r.o.

Rampová 5
040 01 Košice

T/F: +421 556 713 384
T: +421 556 713 386
E: elvo@elvo.sk

www.elvo.sk

Facts and Figures

Industries & companies



PUBLIC LIGHTING

ELTODO-CITELUM, s.r.o.
ELTODO EG, a.s.
ELTODO OSVETLENIE, s.r.o.
ELTODO BULGARIA EOOD

POWER INDUSTRY

ELTODO EG, a.s.
ELTODO BULGARIA EOOD

TRANSPORT

ELTODO dopravní systémy s.r.o.
ELTODO EG, a.s.



INFORMATION AND COMMUNICATION TECHNOLOGIES

Vegacom a.s.
ELTODO EG, a.s.



OTHER ACTIVITIES

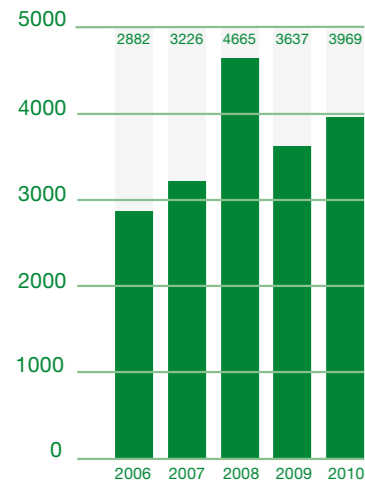
ELTODO EG, a.s.



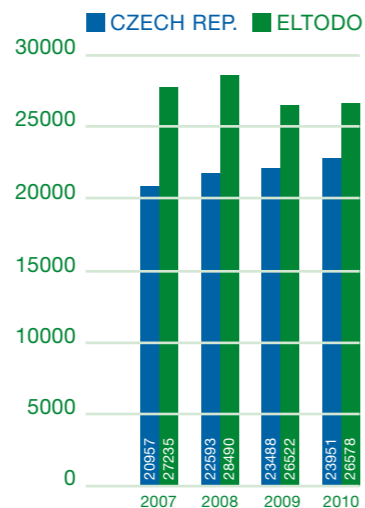
Facts and Figures

MAIN ECONOMIC INDICATORS

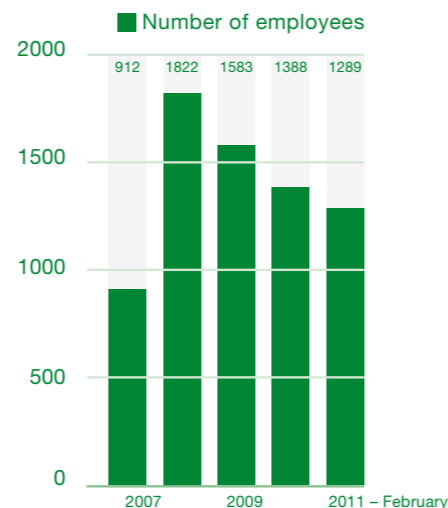
Business turnover of the ELTODO Group
(in millions of CZK)



Average salary (in CZK)



Jobs created



Professional structure of the ELTODO Group in percentages as of 31 December 2010

Other	16,85 %
Management	3,85 %
Economics and Administration	9,45 %
Sales and Marketing	3,1 %
Technology and design	35,2 %
Assembly	26,3 %
Production	5,25 %

Facts and Figures

GROUP STRUCTURE AS OF JULY 31. 2011

